

Peter Mandel

...❖ **The Gamma Wave of  
the Synapsis Point 2**

All materials, contributions and illustrations are protected by copyright.  
Use and reprint, even excerpts, require written permission.

© Copyright by Peter Mandel + Internationales Mandel-Institut für  
Esogetische Medizin, Hildastraße 8, 76646 Bruchsal

Information about trainings, seminars and instruments is available  
from:

**esogetics GmbH**

Hildastraße 8 · D-76646 Bruchsal

Fon: +49 (0)7251-8001-0 · Fax: +49 (0)7251-8001-55 ·  
info-de@esogetics.com

**esogetics GmbH – Branch office**

Hirschmattstr. 16 · CH-6003 Luzern

Fon: +41 (0)41-4205836 · Fax: +41 (0)41-4205936 ·  
info-ch@esogetics.com

[www.esogetics.com](http://www.esogetics.com)

## **The Gamma Wave of the Synapsis Point 2**

The newly discovered gamma waves (30 – 100 Hz) of the human brain are connected to peak performance, strong focus and mystic transcendental experiences.

The gamma frequency range seems to be the supraordinate coordination frequency of the brain. There is speculation that it enables higher perception and insight.

### **Gamma Waves Synchronize Perception**

Each perception involves the most diverse parts of the brain that are distributed widely throughout the entire brain. The neurons in question are vibrating absolutely synchronized at the same frequency and most likely the gamma wave band is the provider of the impulse.

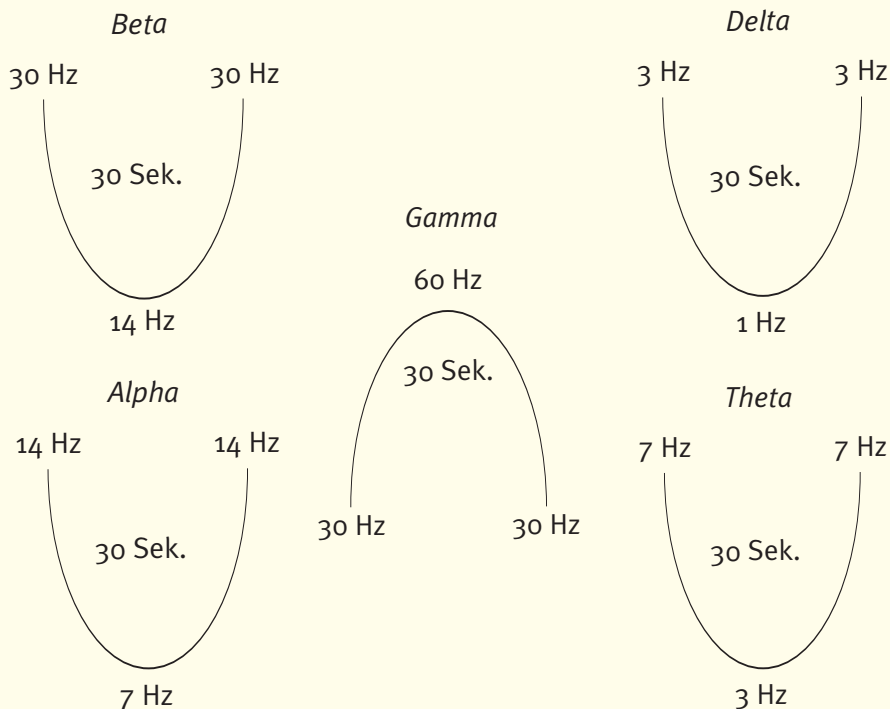
Many scientists describe the accomplishment of the gamma waves as “neuronal attachment to space and time”. It is also assumed that these wave forms provide the individual with a sense of time.

American scientists have tested Tibetan monks during their meditation. They found the dominance of gamma waves in the brain of the research subjects. The term “bliss” was coined, and it is speculated that in all “deja`-vu” experiences the dominance of the gamma waves in the brain can be found.

The gamma waves bring a higher, holistic perception and insight. There possibly seems to be a connection to the “hypercommunication”, which is also under discussion. Another connection are the “spontaneous remissions” that keep increasing worldwide.

The extensive discussion about gamma waves lead to Peter Mandel’s development of the two programs “gamma short program” and “gamma long program”. Moreover the gamma point program, which can be applied at four defined points on the body surface simultaneously.

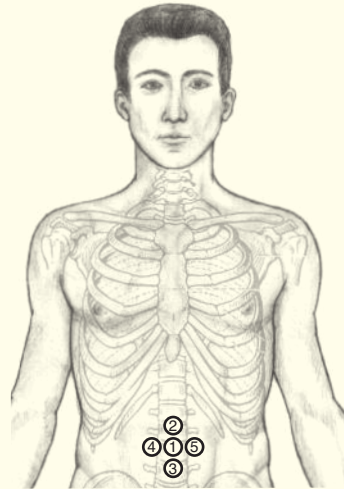
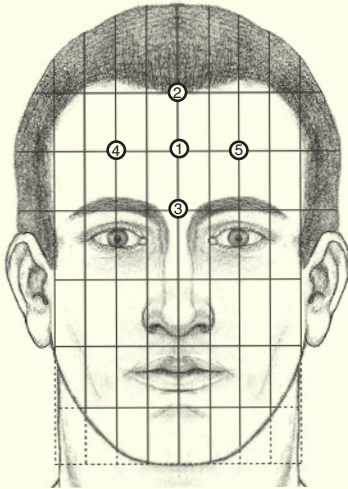
From the experience of the “frequency oscillations” of the four basic rhythms – beta, delta, alpha, theta – it now was a logical consequence to integrate the gamma rhythm. The point induced gamma oscillation correlates to the frequencies from 30 – 60 Hz.



We have observed that in the treatment with the five frequencies the gamma oscillation is provided first and then the sequence of beta-delta-alpha-theta is used to continue the treatment. With some exceptions it always addresses the midpoint of the treatment area.

Now we would like to give you some examples.

# The Melatonin Rhombus and the Navel Rhombus



**Indication:**

Regulation of the endocrine triad “pineal – pituitary – hypothalamus”, endocrine insufficiency, harmonization of psychological complaints, sleep rhythm, stagnation in the endocrine basic pattern.

**Location Melatonin Rhombus:**

- Point 1 → Middle of the forehead
- Point 2 → At the hairline in the middle
- Point 3 → Between the eyebrows
- Point 4 → In the middle of the forehead, vertically above the right pupil
- Point 5 → In the middle of the forehead, vertically above the left pupil

**Treatment sequence Melatonin Rhombus:**

Acupuncture/ piezoelectric impulses, afterwards Induction, then Colorpuncture

- Point 1      Gamma .....(Dark Gray/ Ultraviolet)
- Point 2      Beta .....Crimson
- Point 3      Delta .....Lightgreen
- Point 4      Alpha .....Turquoise
- Point 5      Theta .....Rose
- Punkt 5      Theta .....Rosé

### **Location Navel Rhombus:**

Point 1 is the center of the navel, points 2 to 5 are about 1 Fingerwidth (1 FW = about 1.7 cm) away from the navel and are arranged in a cross-shape. They are treated in the following sequence.

### **Treatment sequence Navel Rhombus:**

Acupuncture/ piezoelectric impulses, afterwards Induction, then Colorpuncture

Point 1	Gamma . . . . .(Dark Gray/ Ultraviolet)
Point 2	Beta . . . . .Crimson
Point 3	Delta . . . . .Lightgreen
Point 4	Alpha . . . . .Turquoise
Point 5	Theta . . . . .Rose

### **Combinations without an exactly defined center**

We know quite a few defined rhythm therapies like for instance the rhythms of the amygdala, the rhythms of the genitals, the rhythms of the palms of the hands and the soles of the feet or other ones where the midpoints and thus the gamma frequency still have to be determined. The following rule applies:

**If we cannot define a clear middle in our application of the gamma frequency, then it is always the center of the top of the skull at GV 20, which reflects the gamma frequency oscillation in these cases.**

The gamma frequency can also be used in other zones. Here is an example:

This option has the purpose to increase the transfer of light from the top to the bottom and the other way around. As we know light is “pure information” and all people participate in it, each one in his own individuality. The development (spiritual-emotional) depends on the degree to which we can charge the living system of cellular vibration with it. According to Prof. F.A.Popp the communication of the cells with each other is possible through the coherent light that is

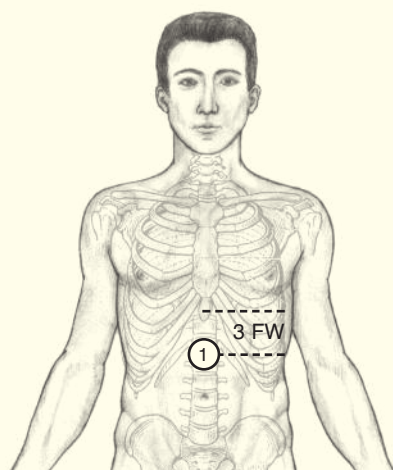
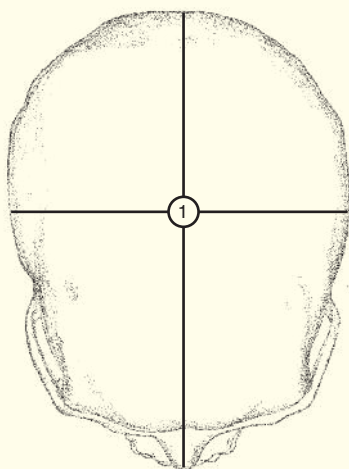
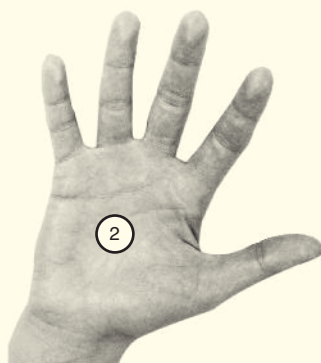
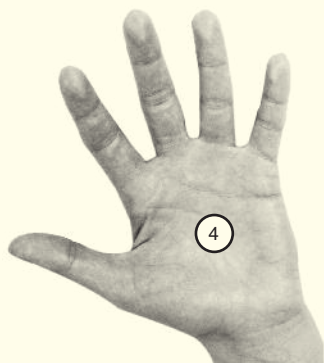
stored in the DNA. Light is the language of the cells and light activates what we call “cellular consciousness”. Therefore it is important for us to take in the visible light of this dimension and the invisible light of higher dimensions.

This can be done through the following treatment, in which the gamma frequency has a priority. Imagine when a human being holds arms, hands and fingers raised high above his head, he exposes himself to the so-called Yang light, absorbs it and conducts it downward. With the feet we are standing on the ground, and we are absorbing the Yin quality of the light from there. In my opinion both of those accumulate in the middle of the body (Sephira Tiphereth). From a different angle, the absolute “White” streams from the top and the absolute “Black” from the bottom and they intermingle, which at least theoretically leads to the formation of the “Primary Gray”, which is responsible for the birth of the light in the middle of our body. Starting from this hypothesis Peter Mandel imagined that this process that is essential to life can be supported by activating two defined regulators in the area of the hands and feet. We now show you two options that facilitate a harmonious flow of information. The frequency oscillation of the gamma rhythm is crucial in it.

If the gamma waves are indeed synchronizing our brain, then they are the source for all of our brain rhythms and therefore we shall apply them first. In the case of general functional complaints or diseases the following combinations use the top of the skull (GV 20) as the midpoint. If there are long-standing severe diseases, then the point 3 Fingerwidths below the tip of the sternum is treated.

The positions in the illustration above relate to the zones in the middle of the palms and the soles of the feet and the zones, which can be found at the Lisfranc’s joint line on the back of the foot and in the middle of the back of the hand.

## Sequence 1





Both sequences are treated one after the other. Here are the two sequences in an overview.

**Sequence 1 – Location of the points**

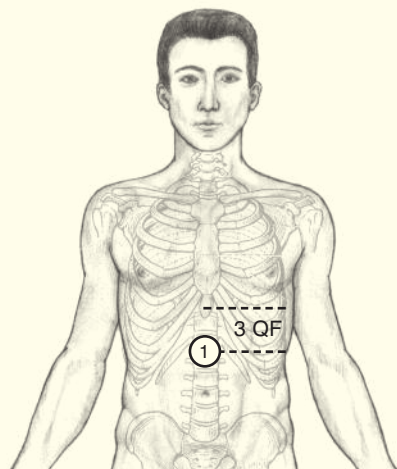
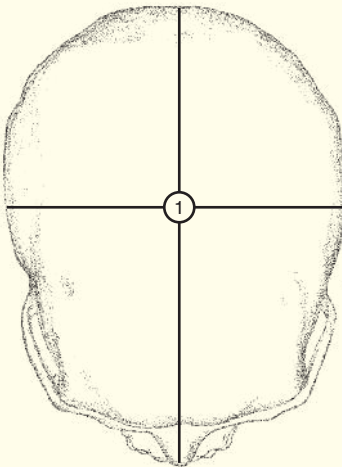
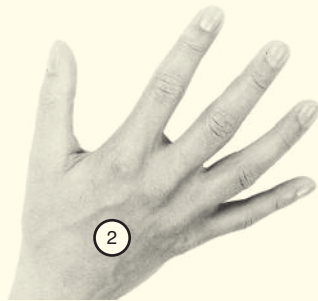
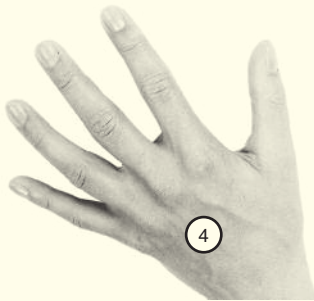
- 1                    3 FW below the tip of the sternum or GV 20
- 2 and 4           Middle of the palm
- 3 and 5           Middle of the back of the foot

**Treatment sequence 1:**

Acupuncture/ piezoelectric impulses, afterwards Induction, then Colorpuncture

- Point 1            Gamma .....(Dark Gray/ Ultraviolet)
- Point 2            Beta .....Crimson
- Point 3            Delta .....Lightgreen
- Point 4            Alpha .....Turquoise
- Point 5            Theta .....Rose

## Sequence 2



## Sequence 2 – Location of the points

- 1                    3 FW below the tip of the sternum or GV 20
- 2 and 4           Middle of the back of the hand
- 3 and 5           Middle of the sole of the foot

### Treatment sequence 2:

Acupuncture/ piezoelectric impulses, afterwards Induction, then Colorpuncture

- Point 1            Gamma .....(Dark Gray/ Ultraviolet)
- Point 2            Beta .....Crimson
- Point 3            Delta .....Lightgreen
- Point 4            Alpha .....Turquoise
- Point 5            Theta .....Rose

There may be reactions during these sequences, and in severe diseases the treatment should be interrupted. Otherwise there might just be a sensation of movement from the bottom towards the top, which in healthy days does not trigger any particular reactions.

These are examples to demonstrate the gamma oscillation of the Synapsis Point 2.

